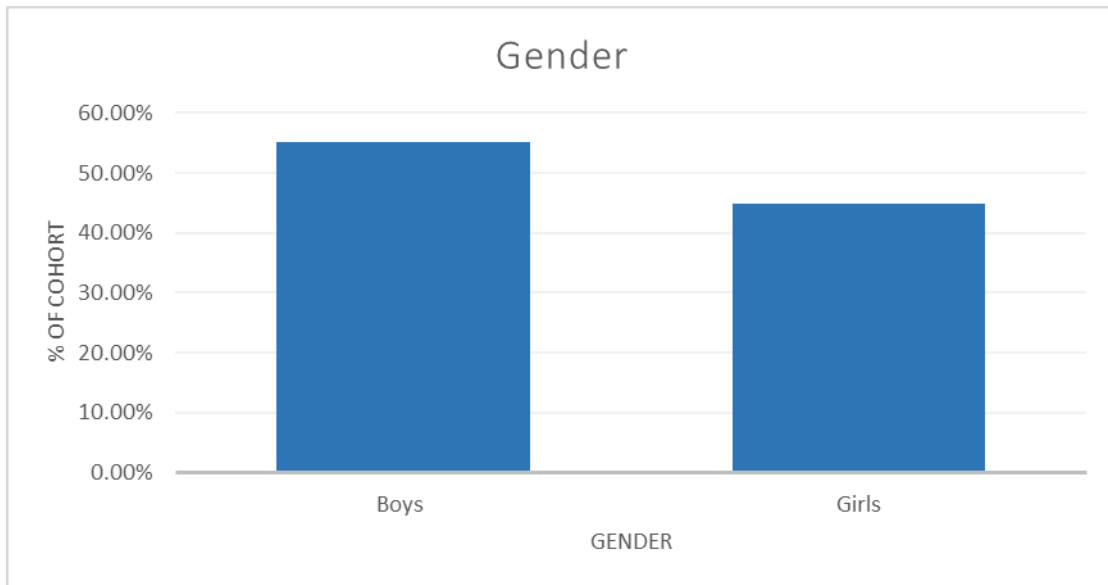


Moulsham Junior School
Equality Data September 2018
Results 2018-19

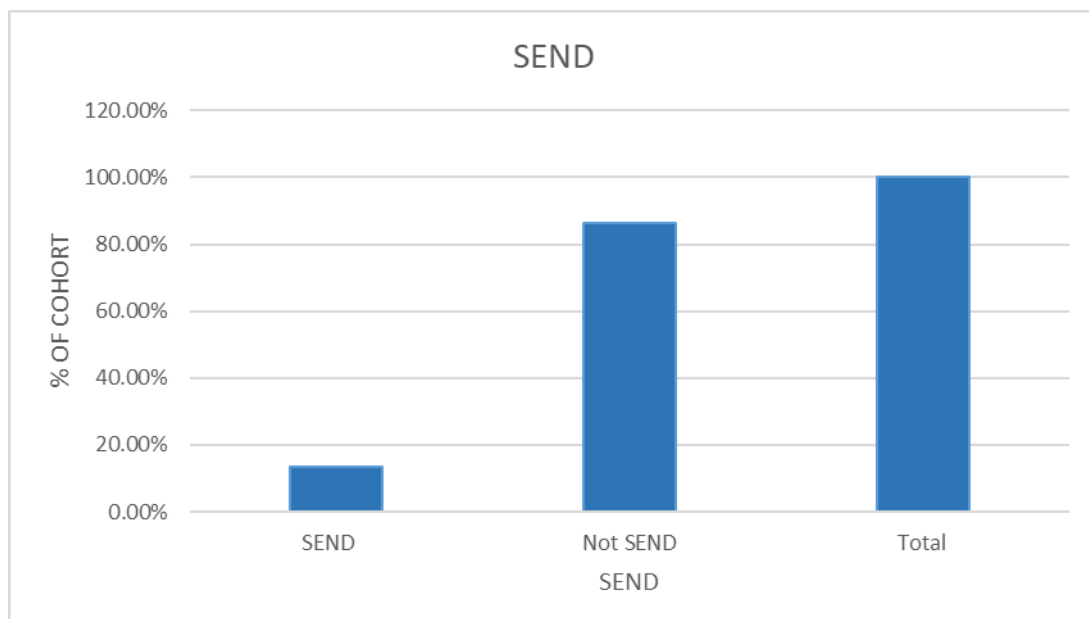
Please note attainment data is not available due to Covid 2019-20. This will be updated again July 2021.

Children on roll: 626

<u>Gender</u>	%of cohort	Number
Boys	55.11%	345
Girls	44.89%	281
Total	100.00%	626



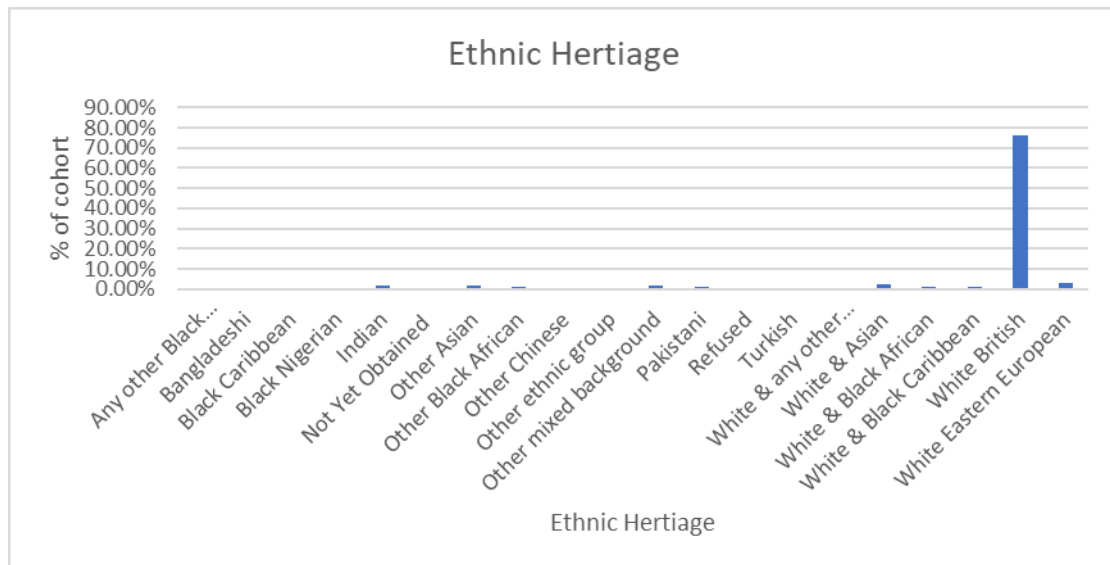
<u>SEND</u>	% of cohort	Number
SEND	13.58%	85
Not SEND	86.42%	541
Total	100.00%	626




<u>Ethnic Heritage</u>	% of cohort	Number
Any other Black background	0.32%	2
Bangladeshi	0.48%	3
Black Caribbean	0.48%	3
Black Nigerian	0.32%	2
Indian	2.08%	13
Not Yet Obtained	0.16%	1
Other Asian	1.60%	10
Other Black African	1.28%	8
Other Chinese	0.32%	2
Other ethnic group	0.63%	4
Other mixed background	1.76%	11
Pakistani	1.27%	8
Refused	0.16%	1
Turkish	0.48%	3
White & any other ethnic group	0.80%	5
White & Asian	2.56%	16
White & Black African	1.44%	9
White & Black Caribbean	1.28%	8
White British	76.36%	478
White Eastern European	2.87%	18
White other	1.92%	12
White Western European	1.43%	9
Total	100.00%	626

<u>EAL</u>	% of cohort	Number
Arabic	0.80%	5

Bengali	0.32%	2
Bulgarian	0.16%	1
Catalan	0.16%	1
Chinese	0.16%	1
Chinese (Cantonese)	0.16%	1
Czech	0.16%	1
English	91.53%	573
Hindi	0.16%	1
Italian	0.32%	2
Lithuanian	0.80%	5
Panjabi	1.11%	7
Persian	0.32%	2
Polish	0.48%	3
Portuguese	0.16%	1
Portuguese (Brazil)	0.48%	3
Romanian	0.48%	3
Russian	0.32%	2
Slovak	0.64%	4
Spanish	0.16%	1
Swedish	0.32%	2
Tamil	0.16%	1
Telugu	0.16%	1
Turkish	0.16%	1
Urdu	0.16%	1
Uzbek	0.16%	1
Total	100.00%	626



EAL	% of cohort	Number
Arabic	0.80%	5
Bengali	0.32%	2
Bulgarian	0.16%	1
Catalan	0.16%	1
Chinese	0.16%	1
Chinese (Cantonese)	0.16%	1
Czech	0.16%	1
English	91.53%	573
Hindi	0.16%	1
Italian	0.32%	2
Lithuanian	0.80%	5
Panjabi	1.11%	7
Persian	0.32%	2
Polish	0.48%	3
Portuguese	0.16%	1
Portuguese (Brazil)	0.48%	3
Romanian	0.48%	3
Russian	0.32%	2
Slovak	0.64%	4
Spanish	0.16%	1
Swedish	0.32%	2
Tamil	0.16%	1
Telugu	0.16%	1
Turkish	0.16%	1
Urdu	0.16%	1
Uzbek	0.16%	1
Total	100.00%	626



Equality Data (At expected standard)
Year 6 2018-19

Boys V's Girls

	<u>Girls</u>	<u>Boys</u>
Reading	85	70
Writing	85	79
Maths	88	80

SEN 's Non-SEN

	<u>SEN</u>	<u>Non-SEN</u>
Reading	33	84
Writing	38	88
Maths	38	91

Pupil Premium V's Non-Pupil Premium

	<u>Pupil Premium</u>	<u>Not Pupil Premium</u>
Reading	61	91
Writing	50	86
Maths	61	86

EAL v's Non EAL

	<u>EAL</u>	<u>Not EAL</u>
Reading	87	75
Writing	96	79
Maths	96	81