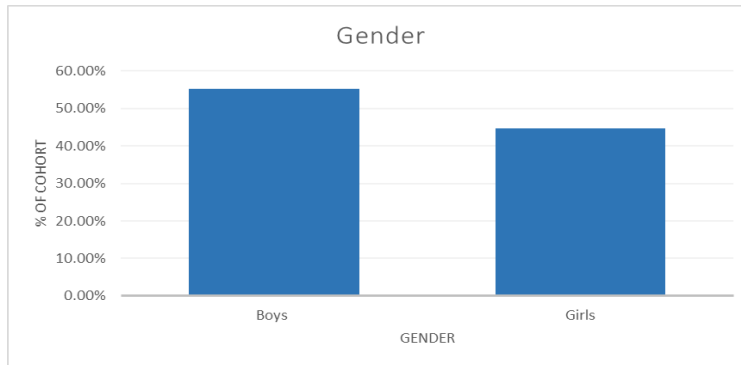


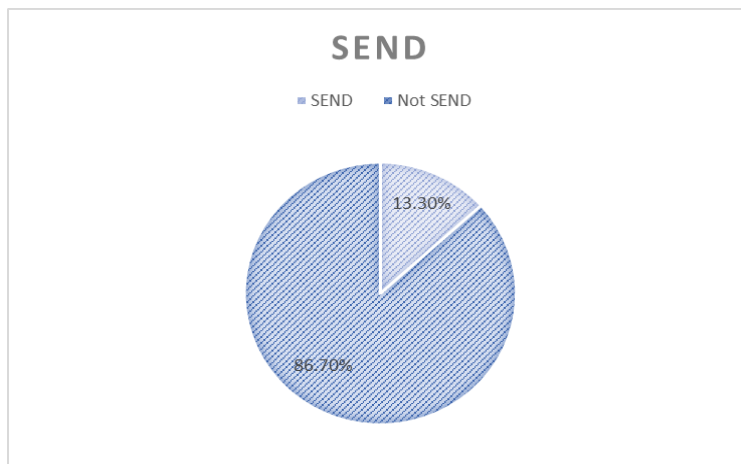
Moulsham Junior School
Equality Data September 2022

Children on roll: 684

<u>Gender</u>	%of cohort	
Boys	55.26%	378
Girls	44.74%	306
Total	100.00%	684

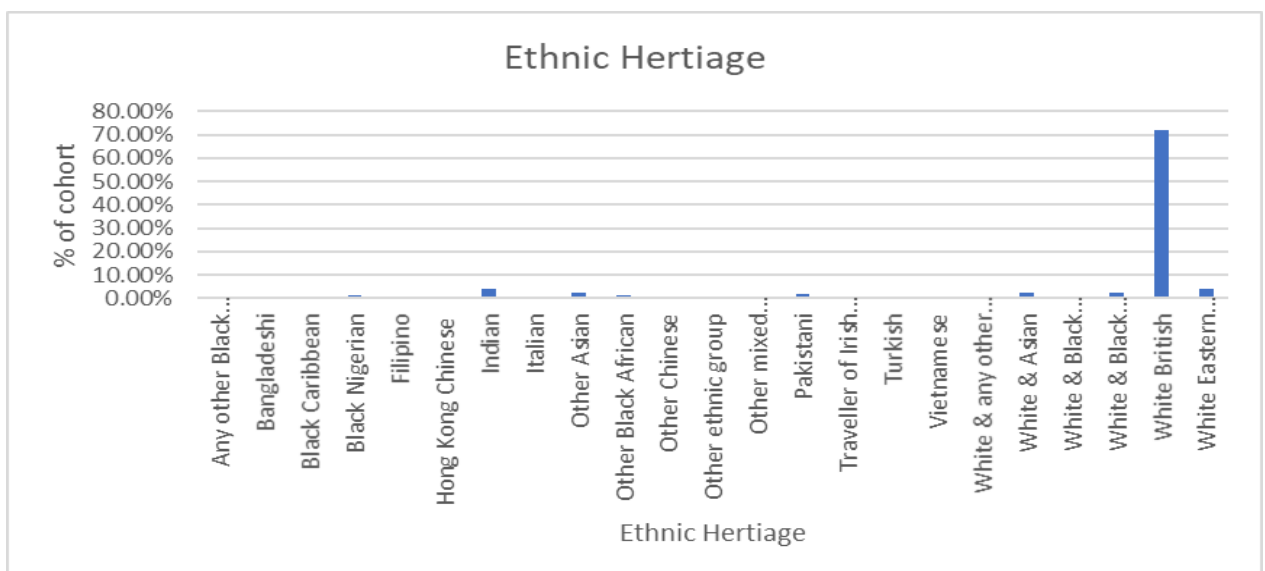


<u>SEND</u>	% of cohort	
SEND	13.30%	91
Not SEND	86.70%	593
Total	100.00%	684




<u>Ethnic Heritage</u>	% of cohort	Number
Any other Black background	0.88%	6
Bangladeshi	0.88%	6
Black		
Caribbean	0.29%	2
Black Nigerian	1.17%	8
Filipino	0.15%	1
Hong Kong Chinese	0.15%	1
Indian	3.94%	27
Italian	0.15%	1
Other Asian	2.19%	15

Other Black African	1.17%	8
Other Chinese	0.73%	5
Other ethnic group	0.58%	4
Other mixed background	0.88%	6
Pakistani	1.90%	13
Traveller of Irish Heritage	0.15%	1
Turkish	0.29%	2
Vietnamese	0.15%	1
White & any other ethnic group	0.88%	6
White & Asian	2.34%	16
White & Black African	0.88%	6
White & Black Caribbean	2.19%	15
White British	71.78%	491
White Eastern European	3.80%	26
White other	1.90%	13
White Western European	0.58%	4
Total	100.00%	684



<u>English as an Additional Language</u>	% of cohort	Number
Albanian	0.29%	2
Arabic	0.44%	3
Bengali	0.58%	4
BSL	0.15%	1
Caribbean Creole	0.15%	1
Chinese	0.29%	2
Chinese (Cantonese)	1.32%	9
Czech	0.15%	1
Dutch	0.15%	1
Estonian	0.15%	1
French	0.15%	1
German	0.44%	3
Greek	0.58%	4
Gujarati	0.44%	3
Hindi	0.58%	4

Hungarian	0.89%	6
Italian	0.44%	3
Japanese	0.44%	3
Kosovan	0.15%	1
Korean	0.15%	1
Lithuanian	0.44%	3
Malayalam	0.58%	4
Marathi	0.15%	1
Punjabi	0.58%	4
Persian/Farsi	0.29%	2
Polish	1.02%	7
Romanian	1.17%	8
Russian	1.61%	11
Shona	0.58%	4
Sinhala	0.29%	2
Spanish	0.29%	2
Tamil	0.58%	4
Telugu	0.29%	2
Tirgnya	0.15%	1
Turkish	0.44%	3
Twi	0.29%	2
Urdu	1.91%	13
Uzbek	0.15%	1
Vietnamese	0.15%	1
Total	18.85%	129



Moulsham Junior School
Equality Data (At expected standard)

The government will not publish KS2 school level data for the 2021 to 2022 academic year. They have archived data from the 2018 to 2019 academic year because they recognise that the data from that year may no longer reflect current performance

Year 6 2018-19

Boys V's Girls

	<u>Girls</u>	<u>Boys</u>
Reading	85	70
Writing	85	79
Maths	88	80

SEN 's Non-SEN

	<u>SEN</u>	<u>Non-SEN</u>
Reading	33	84
Writing	38	88
Maths	38	91

Pupil Premium V's Non-Pupil Premium

	<u>Pupil Premium</u>	<u>Not Pupil Premium</u>
Reading	61	91
Writing	50	86
Maths	61	86

EAL v's Non EAL

	<u>EAL</u>	<u>Not EAL</u>
Reading	87	75
Writing	96	79
Maths	96	81